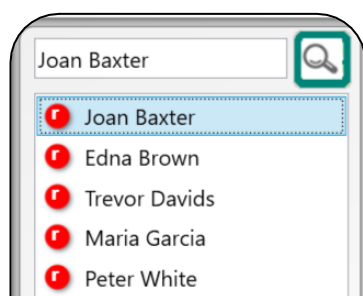


Meds Round – Controlled Drugs

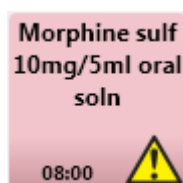
Controlled drugs are administered directly to the resident and never 'Prepared' or 'Left in cup'



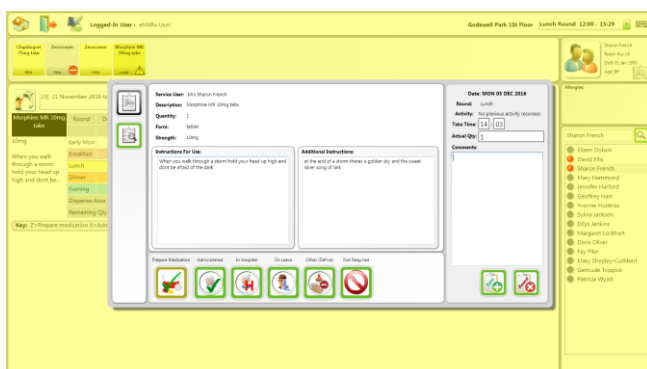
Click on the Meds Round icon.



Select the appropriate resident.



The controlled drug (e.g.: Morphine) is recognised easily by the exclamation mark in the yellow triangle.



When you select the controlled drug, a yellow background will appear behind the barcode scanning request to indicate a controlled drug is being administered. Scan the medication as usual. The yellow background will remain for the medication administration window.



Click on the relevant icon.

Date: MON 17 OCT 2016

Take Time: 10 : 35

Actual Qty: *

Comments:

Resident asked for more. I said I'd speak to their GP.

Save Cancel

Add any comments if necessary and click on **Save**.

I confirm that the information recorded is correct

Username:

Password:

Continue Cancel

A second sign in is required to confirm the medication has been administered.

Controlled Medication

Controlled medication has been prepared, but not completed. Please complete controlled medication before handling other medication.

OK

Multiple medications cannot be prepared whilst there is a controlled drug in the 'cup'.

The Care Home can request that eMAR allow the preparation of more than one controlled drug for a single resident at a time.

Keep in mind as with the default setting, this request will not allow for controlled and non-controlled drugs to be prepared at the same time.