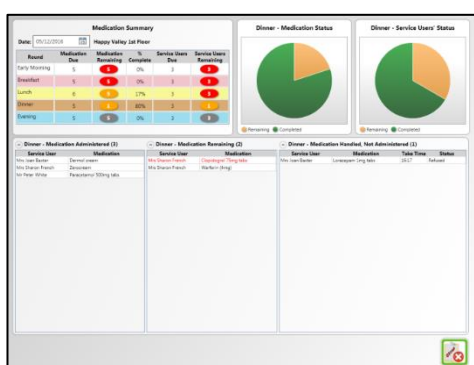


## Dashboard

The dashboard offers a detailed overview of a specified round, making it easy to spot any anomalies.



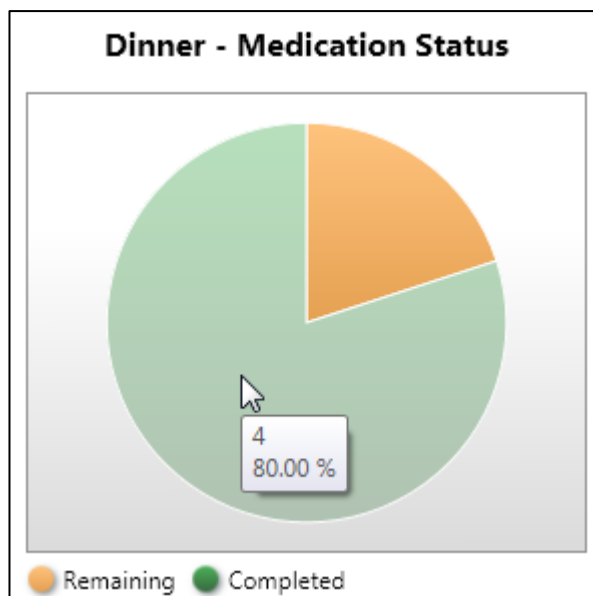
Click on the Office icon



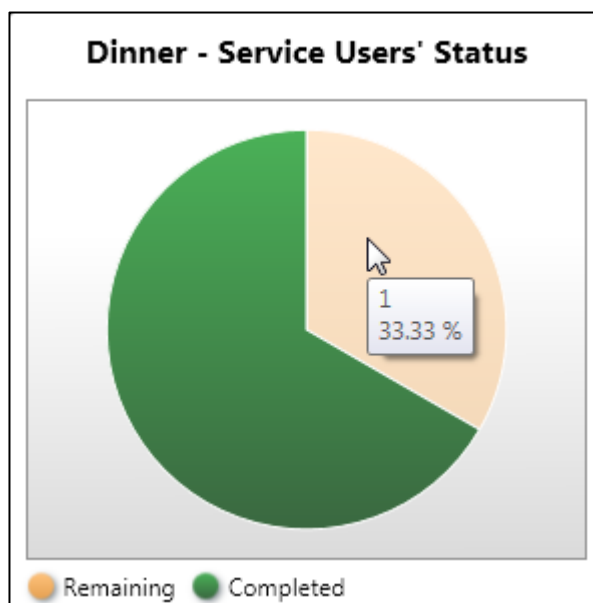
This is the **dashboard** in full. It is broken into 6 sections.

Date: 05/12/2016		Happy Valley 1st Floor			
Round	Medication Due	Medication Remaining	% Complete	Service Users Due	Service Users Remaining
Early Morning	5	5	0%	3	3
Breakfast	5	5	0%	3	3
Lunch	6	5	17%	3	3
Dinner	5	1	80%	3	1
Evening	5	5	0%	3	3

The **Medication Summary** shows a summary of the day's medication rounds. Here you can also view different day/round data by clicking on the round and selecting the date from the calendar. By default, it will show the current day/round.



The Medication Status section displays what percentage of medications were signed for in the selected round. If you hover over a section of the pie chart it will display additional information.



The **Service Users' Status** section displays how many residents had all their medications accounted for.

Dinner - Medication Administered (3)	
Service User	Medication
Mrs Joan Baxter	Dermol cream
Mrs Sharon French	Zerocream
Mr Peter White	Paracetamol 500mg tabs

Click the arrow to expand the **Medication Administered** list. This shows which medications were administered.

Dinner - Medication Remaining (2)	
Service User	Medication
Mrs Sharon French	Clopidogrel 75mg tabs
Mrs Sharon French	Warfarin (4mg)

The **Medication Remaining** section displays the medications that are yet to be signed for. If a medication is left in the cup, then it will display as red.

Dinner - Medication Handled, Not Administered (1)			
Service User	Medication	Take Time	Status
Mrs Joan Baxter	Lorazepam 1mg tabs	16:17	Refused

The Medication Handled, Not Administered section lists the medications that have been signed for but have not been administered, e.g. refused or not required.